

# Syllabus

Claudia Jacques de Moraes Cardoso  
2D Design – Art 112

# Faculty Information

- instructor: Claudia Jacques de Moraes Cardoso
  - MFA Computer Art – School of Visual Arts, NY
  - PhD researcher in Interdisciplinary Interactive Art – University of Plymouth, UK
  - Artist . Educator . Designer . Researcher
- phone: 914-924-0703 **EMERGENCIES ONLY**
- email: [cmc9@sunywcc.edu](mailto:cmc9@sunywcc.edu)
- site: <http://claudiajacques.com>

# Course Information

- **class:** 2D Design – Art 112
- **section:** 11651 Wednesday  
11206 Thursday
- **location:** AAB 403
- **times:** 11651: Wed 1:00 p.m. – 4:50 p.m.  
11206: Thurs 12:00 p.m. – 3:50 p.m.
- **break:** to define

course sites:

- **content:** <http://sunywcc2ddesign.com>
- **interact:** <https://sunywcc.sln.suny.edu/>

# Course Description

- **Foundation** level course.
- Introduces basic **principles of 2D design**.
- Students work with **different media** and **techniques**.
- To help build his/her design skills, students will develop projects that will explore:
  - **Design Elements:**  
line, shape, space, texture, value, color
  - **Principles of Organization;**
  - **Analysis and Critique.**

# Objectives

## Build skills in the following areas:

- Using different tools and features techniques;
- Creating original, finished works using different media;
- Understanding visual design principles.

## At successful completion of this class, you should be able to:

- Differentiate Design Elements;
- Differentiate Principles of Organization;
- Modify your designs based on evaluation and critique;
- Discuss your work, and the work of your colleagues, using appropriate vocabulary.

# Course Requirements



- Attend class on time.
- Computer access to internet.
- Complete assignments on time.
- Participate in class critiques.
- Five hours of outside class work.
- Complete weekly Vocabulary/Reading list.
- Take Quizzes & Final Exam.
- Store work electronically.
- Cell phones or ipod like devices permitted with restrictions: *No device usage during lectures & critiques. Low volume should be respected. One student breaking the rules will make all the students loose this privilege.*
- Bring working materials to class.
- Clean up after yourself.



# Dates

- Week 1 | Intro | Wed 1/22 | Thurs 1/23
- Week 2 | Degrees of Representation | Wed 1/29 | Thurs 1/30
- Week 3 | Line | Wed 2/05 | Thurs 2/06
- Week 4 | Shape & Space | Wed 2/12 | Thurs 2/13  
Attendance Report for Financial Aid
- Week 5 | Value | Wed 2/19 | Thurs 2/20
- Week 6 | Texture | Wed 2/26 | Thurs 2/27
- Week 7 | Elements of Design | Wed 3/05 | Thurs 3/06  
Midterm Grades
- Week 8 | Principles of Organization | Wed 3/12 | Thurs 3/13  
Spring Break Week | No Classes on Wed 3/19 | Thurs 3/20
- Week 9 | Principles of Organization | Wed 3/26 | Thurs 3/27  
March 24 - Academic Advisement Begins  
April 1 - Final Day to Withdraw from a Course with a "W" Grade
- Week 10 | Color | Wed 4/02 | Thurs 4/03  
Trip Week
- Week 11 | Color | Wed 4/09 | Thurs 4/10
- Week 12 | Color | Wed 4/16 | Thurs 4/17  
Faculty Evaluations - REQUIRED!
- Week 13 | Color | Wed 4/23 | Thurs 4/24
- Week 14 | Color | Wed 4/30 | Thurs 5/01
- Week 15 | Abstract Self-Portrait | Wed 5/07 | Thurs 5/08
- Final Course Assessment | Digital Portfolio | Wed 5/14 | Thurs 5/15  
2 hours exam: Online Final, Digital Portfolio Presentation, Artwork Critique

# Materials & Supplies

## Media for saving electronic work

- USB flash drive



## Required reading

- Design Basics by David A. Lauber /Stephen Pentak  
8<sup>th</sup> Edition (any version OK)

- Discounted price:

[http://instructors.coursesmart.com/9780495915775?\\_professorview=false&\\_instructor=998418](http://instructors.coursesmart.com/9780495915775?_professorview=false&_instructor=998418)



# Materials & Supplies

## Required Supplies:

- 2 Black Sharpie Marker: different sizes
- 3 Black Faber-Castell PITT Artist Pen Set of 4: S, F, M, B
- 1 Vinyl Eraser
- 4 Graphite Drawing Pencils one each: HB, 2B, 4B, 6B, Ebony
- 1 8.5" x 11" hard covered sketchbook
- 1 Rubber Cement Glue
- 1 Glue Stick



# Materials & Supplies

## Required Supplies Cont.:

- 1 18" metal ruler
- 1 X-Acto Knife, with at least one spare blade
- 1 Pair of Scissors
- 1 Set of primary & secondary colors acrylic paint
- 1 Tube of White Acrylic Paint
- 1 Tube of Black Acrylic Paint



# Materials & Supplies


## Required Supplies Cont.:

### 3 Paint Brushes, choose at least 3 different sizes

should include one round, one flat, and one pointed round. Look for a pack that includes these, if you cannot find, get individually. Make sure that you have one brush that is about 1/2 inch wide

### 1 Pad of White Drawing Paper, 70-90lb., 9" x 12"

(make sure that this is not crème colored)



# Materials & Supplies

## Strongly Suggested Supplies :

1 Strathmore 400 Series Artagain Paper pad, BLACK paper, 9" x 12"

1 Pad of white Bristol Board, two ply vellum, 14" x 17"

1 Plastic bin to keep all of your materials in, choose something that is easy to transport

1 Cardboard Disposable Portfolio, must be larger than 14" x 17" (Cardboard-you can make this yourself by folding a piece of cardboard and cutting handles out of the top. Make sure the handles would be ABOVE a piece of 14" x 17" that laid inside the cardboard.

1 Higgins Black Magic Waterproof Drawing Ink, 1 oz

1 Crow Quill pen (plastic holder and #8 point, or other extremely fine point)

1 Plastic White Palette, or a disposable Palette Tablet

1 Cheap house paintbrush with wooden handle (about 1/2" wide)

4 Paint brushes – Round # 0 & 2, Flat #8, Bright #16

1 Set of color pastels – Ex. Prismacolor Nupastels

1 Set of color pencils 1 Set of color markers

1 Gouache and/or Watercolor Set (12 pack)

1 Kneaded eraser

1 Pink Pearl eraser

1 Art Gum eraser

# Assessment

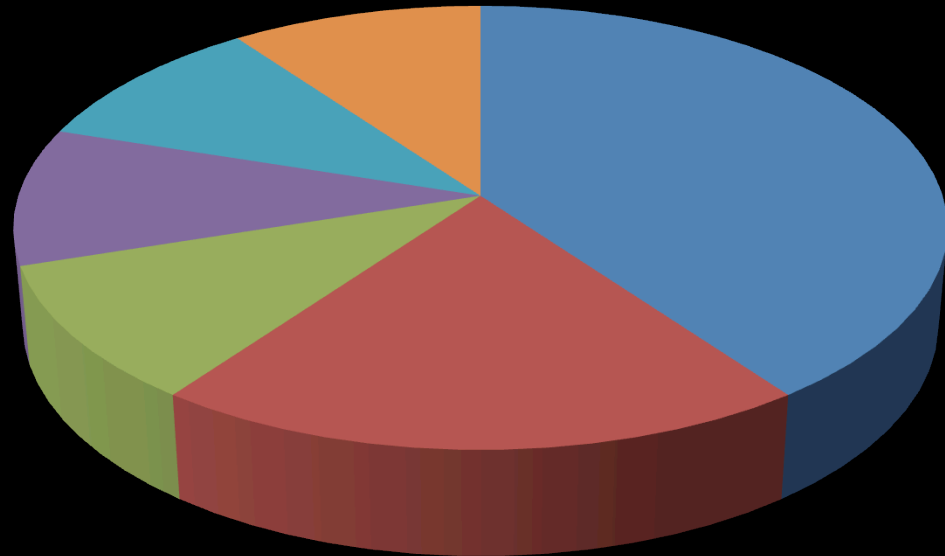


# Assessment



**Total Grades = 100%**

- Projects & Exercises 40%
- Readings & Blogs 20%
- Vocabulary 10%
- Quizzes & Final Exam 10%
- Attendance/Punctuality 10%
- Class Participation/Productivity/Effort 10%



# Assessment



- Each assignments has its own required criteria.
- Class participation and productivity:  
**promptness + participation in critiques + class work ethic**  
promptness = having working material in class & cleaning after yourself  
participation in critiques = get positively involved on the discussions, use vocabulary words, use art work references, be open to positive critiques.  
class work ethic = no parallel talk, no cell or electronic devise usage, no ipod listening, or working on anything not related to class work, not disappearing from class, etc...
- Assignments have due dates!
- Assignments turned in late = F (Each part of an assignment you don't hand in on time you get an F for that portion)
- Late assignments are not eligible for resubmission.
- Assignments turned in on time = may be improved or redone and resubmitted up until the last day of resubmissions.

# Assessment



- **Attendance & participation are mandatory.**
- More than 1 undocumented absence = grade drops 1/2 letter grade (i.e. B+ to B)
- **If you miss class you remain responsible for:**
  - Keeping up with course material.
  - Meeting project deadlines. Check the website for project instructions. Contact instructor or classmates to follow-up on any other class information.
- Class will start and end **on time.**
- Arriving **after** the roll is called = a tardy.
- Leaving early without a valid excuse = a tardy.
- **Three tardy = one absence.**




# WCC Classroom Conduct



1. Arrive on time.
2. Refrain parallel personal conversations during class.
3. Focus on the class lesson. Refrain from doing other class work, reading non-course materials, eating, drinking, sleeping, texting.
4. Use appropriate language at all times and be polite to one another.
5. Remain seated during class.
6. Cell phones, beepers & ipods will be permitted with restrictions. No device usage during lectures & critiques. Low volume should be respected. One student breaking the rules will make all the students loose this privilege.
7. Visitors are only allowed with permission from the instructor.
8. Refrain from packing up and preparing to leave until the instructor has dismissed the class. It is the instructor's responsibility to dismiss the class at the proper time.

# WCC Safety & Security



## In the event of a Fire Alarm or other evacuation:

- Remain **CALM**
- **WALK, DO NOT RUN**, to the nearest exit.
- Go to the nearest exit, taking the shortest possible safe route.
- **NEVER USE ELEVATORS AS A FIRE EXIT.**
- Once outside, remain at least 100 feet away from the building, more if directed.

# WCC Safety & Security




- **DO NOT** re-enter the building until "**ALL CLEAR**"
- Wheelchair-bound or mobility-impaired:
  - On ground floor, exit the building immediately.
  - Above or below ground level, ask someone to escort you to the nearest enclosed stairwell landing and close the door.

**The escort should identify someone who will tell firefighters the location of the stairwell in which you are located. Fire department professionals will then evacuate you if necessary.**


For more information on Safety and Security please visit:  
<http://www.sunywcc.edu/student-services/student-rights-and-responsibilities/>

# Students with Disabilities



- Westchester Community College provides services for students with documented disabilities:
  - learning,
  - psychiatric,
  - physical,
  - visual,
  - hearing,
  - other health impairments.
- To learn more about what support services are available visit: <http://www.sunywcc.edu/student-services/student-rights-and-responsibilities/>

# Academic Integrity



This class will be conducted in accordance with the college's Student Code of Conduct and basic standards of academic honesty. Cheating, plagiarism, or any other form of academic dishonesty will not be tolerated. For more information about Westchester Community College's Academic Honesty Policy, please visit: <http://www.sunywcc.edu/student-services/student-rights-and-responsibilities/>

- Visit Westchester Community College's plagiarism homepage for an excellent overview of plagiarism, and tips on how to avoid it:

<http://www.sunywcc.edu/student-services/student-rights-and-responsibilities/>